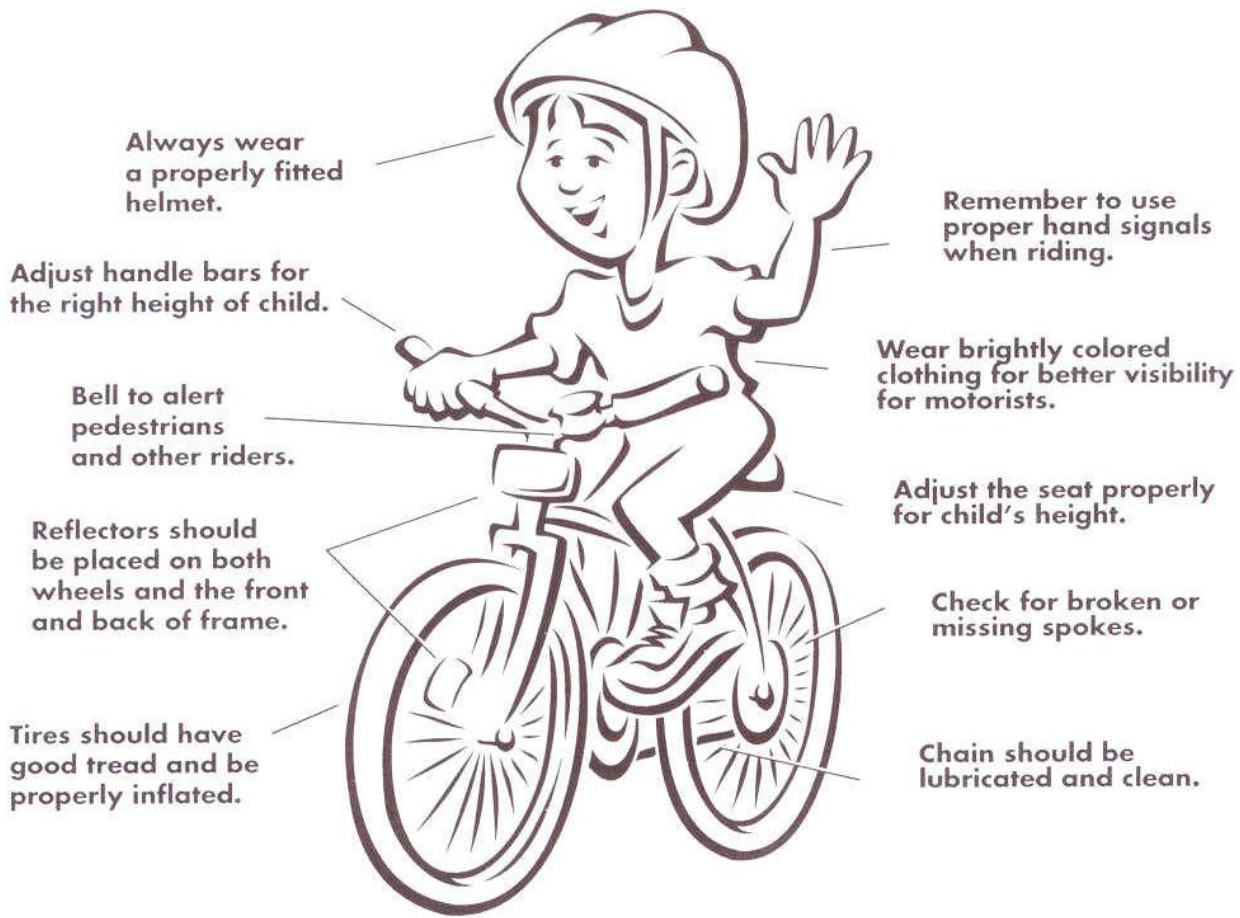




BICYCLE AND TRAFFIC SAFETY BASICS



PRACTICE SAFETY HAND SIGNALS AND TRAFFIC SAFETY



1. A bicycle, while slower, is just like a car. Both bicyclists and car drivers must obey traffic laws. Bicyclists must ride on the right side of the road with traffic, and stop at all stop signs and stoplights.
2. Practice hand signals as a group. Using the left hand, demonstrate right turn, left turn and slow or stop.
3. When turning, be sure to look behind you, signal, then look left - right - left again to check traffic. It's important to let drivers know what you are going to do. Remember to stop, check for traffic, and turn.
4. When walking along the road you should walk against the flow of traffic.

